

Hospitalizations Tracking Tool

Bridging Instructions: 2018/2019

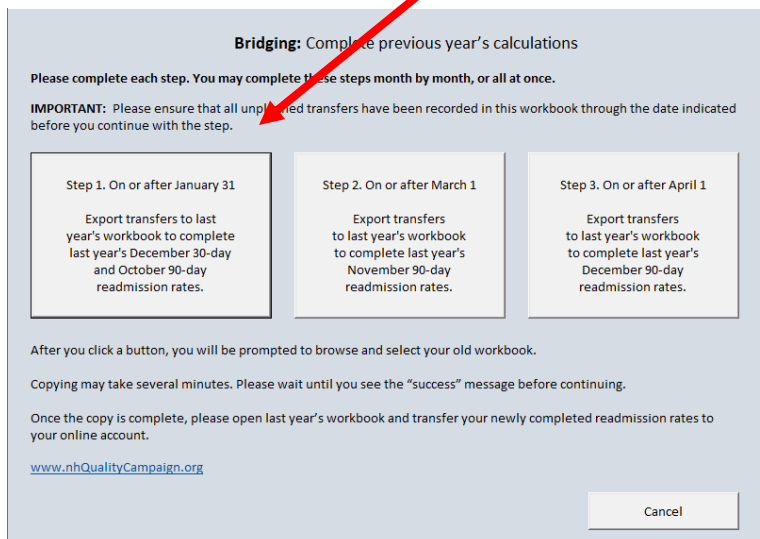
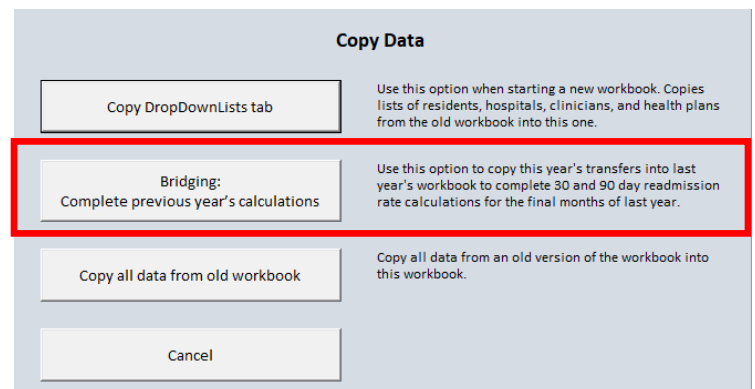
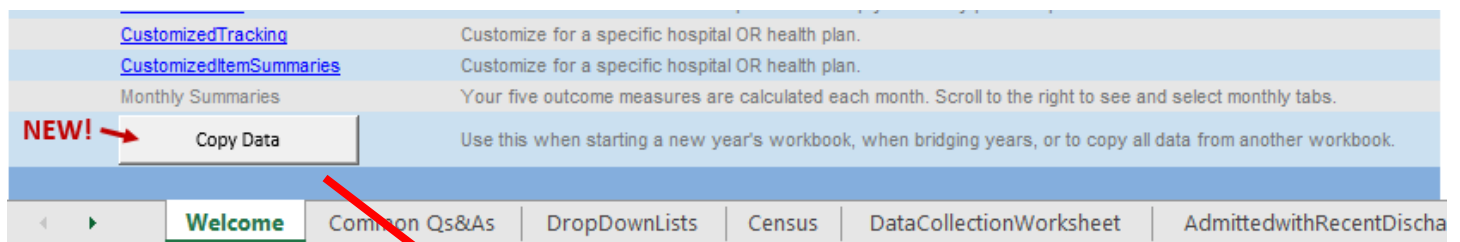


Bridging: What is it any why do you need to do it?

Bridging is our nickname for copying transfers from your 2019 workbook into your 2018 workbook. This is necessary to complete 30- and 90-day readmission rates for the final months of 2018. Example: If a person is discharged from an inpatient hospital stay on 12/15/2018, and then on 1/10/2019 has an unplanned transfer to the hospital resulting in an inpatient stay, that would be a 30-day readmission in December 2018. To count that event properly, your 2018 workbook needs to “see” your 2019 transfers.

This year, it's as easy as 1-2-3

Locate the “Copy Data button on the Welcome tab in your 2019 workbook & click.



You will do this 3 times:

- On or after Jan 31, 2019
- On or after March 1, 2019
- On or after April 1, 2019

IMPORTANT: Your 2019 workbook must be up-to-date as of the date indicated before you bridge.

IMPORTANT: Read all instructions.

IMPORTANT: Don't forget to transfer your 2018 outcomes to your website account.

Need help? Help@nhQualityCampaign.org